


Welcome to Le Rondin School




Who will be teaching my child?

- This year there will be **two** Reception classes
- The classes are based in the East Wing.
- We aim to nurture pupils so they are confident, happy and excited to learn. We hope our pupils will grow up to be caring and productive members of our society.

Important Dates

Parents Information Evening 6.00 -7.00 pm Wednesday 26 th June 2024	Welcome to Le Rondin and Reception Presentation Evening During the evening you will be taken on a tour of the school and given a presentation all about the Reception Year and our school curriculum.
Parent - Teacher Meetings 9th September 2024 10 September 2023	Parent-Teacher meetings Times: 9:15 -12:30 1:15 – 2:45 Times: 9:15 -12:30
Pupils Start Date Wednesday 11 th September 2024	Full time

The first day



You might find that at first your child is reluctant to come into school.

Please don't worry, our staff are very experienced in reassuring little stressed minds, you'll find that if you can manage to leave your child in their hands and simply go, your child will settle the minute you have gone.

(This is always the case - honest)

We know they're not all like Nemo



Where do we go when we arrive?

- On the children's **first** day please arrive at school between **8.45am and 9.00am**.
- As of their second day school starts at **8.50 am**.
- Le Rondin staff will be at the gate to welcome your child and take them to the classroom. They will leave their belongings in the correct places and join their peers.
- Please pick up your child for home time at 3.10 pm. You will need to go to the 'drop off gate'.
- Please note this gate is locked until 3.10pm to keep pupils safe.



- They will need to be wearing their school uniform and have with them;
- A snack
- A of water bottle
- A coat
- Their packed lunch
- Pull ups and wipes if needed
- Spare clothes to stay in school
- Please ensure everything is named.



What can I do at home to help?

You can boost your child's confidence and feelings of starting 'big' school by concentrating on the following:

- Share, take turns and help out at home
- Look, listen and join in
- Look after myself



School Uniform

Our school uniform is as follows:

- Gold polo/T shirt
- Royal blue sweatshirt/fleece/cardigan
- Black, navy blue or dark grey trousers/joggers/shorts/skirt/skort
- There is the option of gold and white or blue and white striped/check dress for the summer.

School uniform can be bought at Game Changers

What happens on PE days?

You will be informed of PE days. On these days your child will need a P.E. Kit. (white T-Shirt and black shorts) The P.E. kit stays in school

We swim all year round. On these days your child will need a one piece swimming costume, a towel, swim nappies if needed.

What happens at snack and lunch time?



- All pupils eat lunch at School.
- Pupils are offered a drink and a snack at morning break. As we are promoting Healthy Eating, parents are asked to provide a healthy snack for this time. Fresh fruit or raw vegetables are ideal.
- Pupils should bring a packed lunch to School.
- Following the introduction of new food handling and hygiene regulations, we are not permitted to heat up children's lunches. We are happy for you to send in food which has been heated at home, in a thermos flask.
- Children may not leave the premises at lunchtime without supervision. Any pupil who is leaving the premises needs to be signed out at the school office.

Who is the School Nurse?

Chantelle Gilman is our school Nurse.

Please remember to complete the consent form and to return the Health Questionnaire please via the school office in September
Further information will be provided in September.

Education transport

- All pupils of School age may request transported to and from School.
- Requests for this service can be made through School to Mr Adam Stonebridge, Transport Manager, Education Services, telephone number (01481 226298).
- There is always a passenger assistant as well as a driver on the vehicles when
- transporting the pupils to and from school



Assessment and recording

The Developmental Journal is broken down into four areas of development:

- Personal, social and emotional development (PSE)
- Communication
- Physical development
- Thinking

Within each area there are **1-14 developmental steps**. Your child will be given an achievement level for each step.

- Achieved
- Developing
- Emerging

How will I know that my child has settled into school?

- We have parents evening throughout the year, October and end of February/ March.
- We will continue to use the Seesaw app so you can stay connected with your child's learning.
- Regular updates on Seesaw e.g. weekly class timetables, weekly diary, sharing your child's learning.
- Home learning links and activities will be shared via Seesaw.
- Formal assessment meeting



Reading & Phonics at Le Rondin

At Le Rondin, the greatest possible emphasis is placed on reading. We believe that the ability to read with understanding and enjoyment is of prime importance.

In EYFS individual Reading is part of each Literacy session.

- Appropriate
- Decodable
- Engaging
- Adults also read high interest level texts to children.



We have a reading spine that is integrated into daily story time across the school.

- explore social, moral, cultural and historical aspects of society.
- that have been chosen for their cognitive and social development.







CYCLE 1
EYES
AUTUMN
BOOKS




CYCLE 2
EYES
AUTUMN
BOOKS








CYCLE 1
EYES
SPRING
BOOKS





CYCLE 2
EYES
SPRING
BOOKS








CYCLE 1 EYES SUMMER BOOKS



CYCLE 2 EYES SUMMER BOOKS



Mathematics

There are four main skills that children need to develop before they can count.

1. Recognition of the sounds of the numbers.

As 'one, two, three ...'. Through hearing and singing number rhymes and sharing stories.

2. The understanding of one-to-one correspondence.

Being able to match one object to one other object or person.

3. The understanding of "How many are there?"

As you count objects together touch each one, so that they understand they are counting one thing at a time.

4. The number of objects is the same however they are arranged.

Recognising dice faces and then muddling the order they are shown in, will help with this.



Question and Answer Session

Prepared for September? ... Hopefully the answer is yes!

Please use this opportunity now to ask any general questions you have.